

*uimi*  
CASH

**USER'S  
GUIDE**

*YOUR DIGITAL WALLET*

## HOW DO I SIGN UP?

DOWNLOAD THE APP FROM EITHER THE GOOGLE PLAY STORE FOR ANDROID PHONES OR THE APPSTORE FOR APPLE PHONES.

### PlayStore

<https://play.google.com/store/apps/details?id=consumer.production.cash.iumi>

### AppStore

<https://apps.apple.com/us/app/iumicash/id1550254624>

Note there are country restrictions on the app so **make sure you have Samoa as your PlayStore or AppStore country.**

## ONCE DOWNLOADED, OPEN THE APP, CLICK ON SIGN UP

Agree to the terms and conditions.

## START WITH YOUR PHONE NUMBER.

You will then receive a text after a minute or so depending on the load on your mobile network.

## ENTER THE NUMBER IN THE TEXT AND PRESS NEXT.

Continue through the questions, you can skip the address section but **your Name and Date of birth are important** as they are used to verify you according to Central Bank of Samoa requirements. To cash out you need to be verified by an agent. To get verified take your ID to an agent listed in the signup section. Note on Android phones entering your date of birth can be an issue. Click on the year to scroll back the years instead of going month by month.

## TO SEND MONEY

### GO TO HOME SCREEN, CHOOSE SEND MONEY

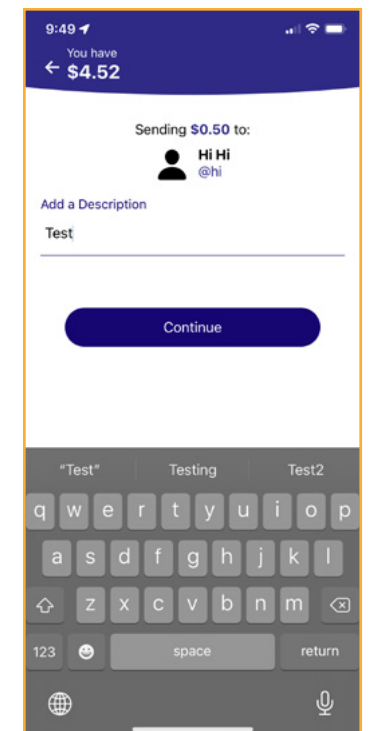
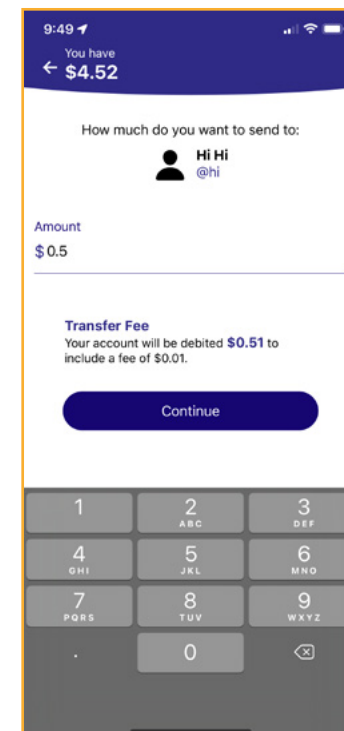
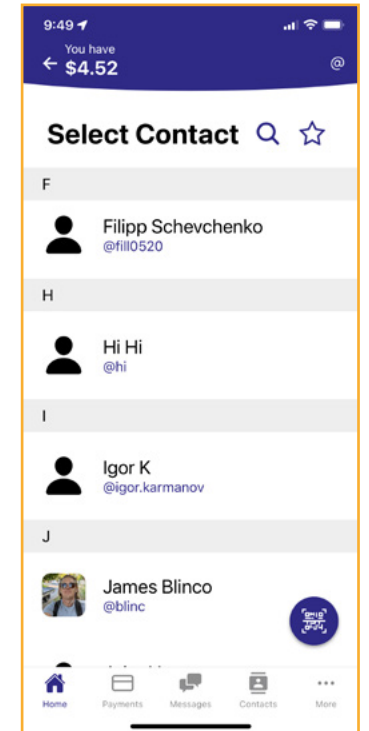
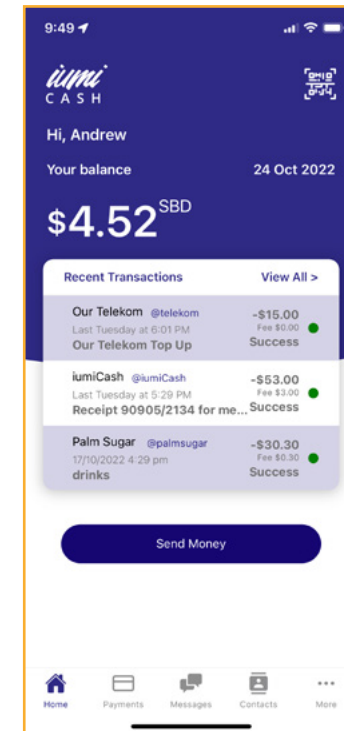
The **select contact** page comes up. If you don't have any contacts you can either select the users @handle by pressing the "@" symbol in the top right corner of the screen then typing in the user handle in the username section.

Or you can select the **QR code icon** in the bottom right of the screen. Once you select the QR code icon your camera opens allowing you to scan the other users QR code. You can also enter the **@username** here.

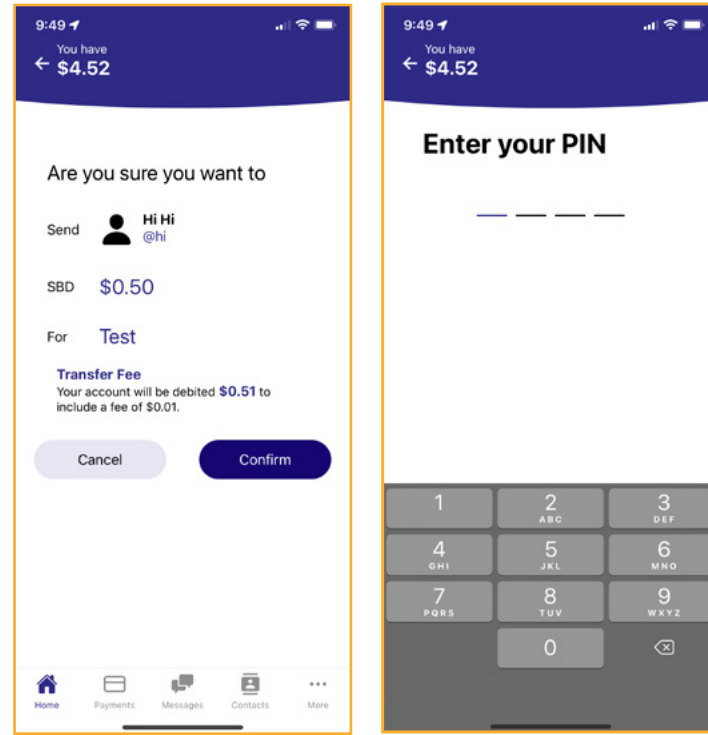
Once you have selected who to send the money to it will ask for the amount.

### ENTER THE AMOUNT AND SELECT CONTINUE

### THE ENTER THE DESCRIPTION AND SELECT CONTINUE.

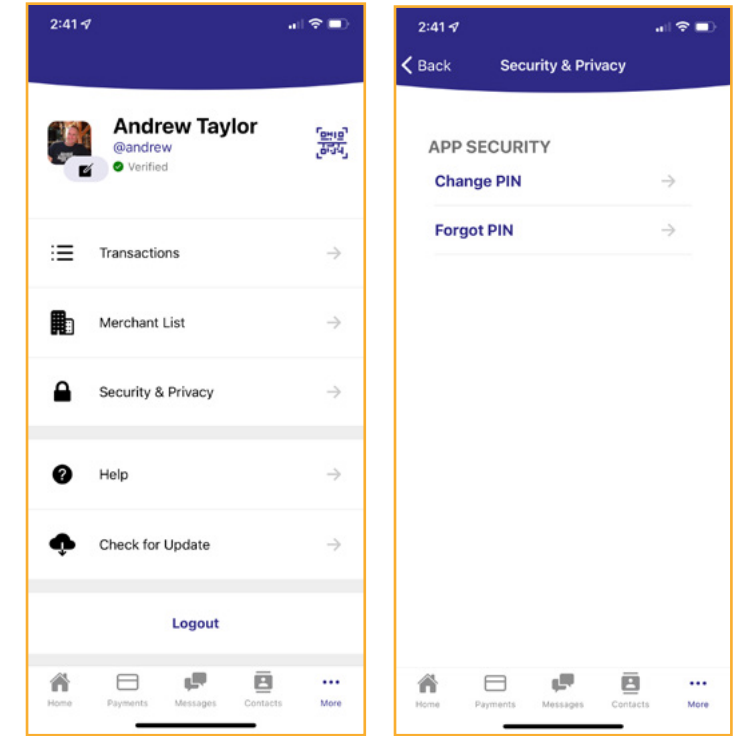


## CONFIRM THE TRANSACTION THEN ENTER YOUR PIN TO SEND THE FUNDS



## FORGOT PIN

Go to the more menu, Select **Security and privacy**, then select **Change PIN**. For forgot password the reset option is at the bottom of the login page. You will be sent a sms/text with a code to reset your login password.



## USING THE QR CODE SCANNER TO SEND MONEY

The sender selects the **QR code icon** in the contacts list and their camera opens up. The receiver shows their QR code accessible on the top right of the **More** page.

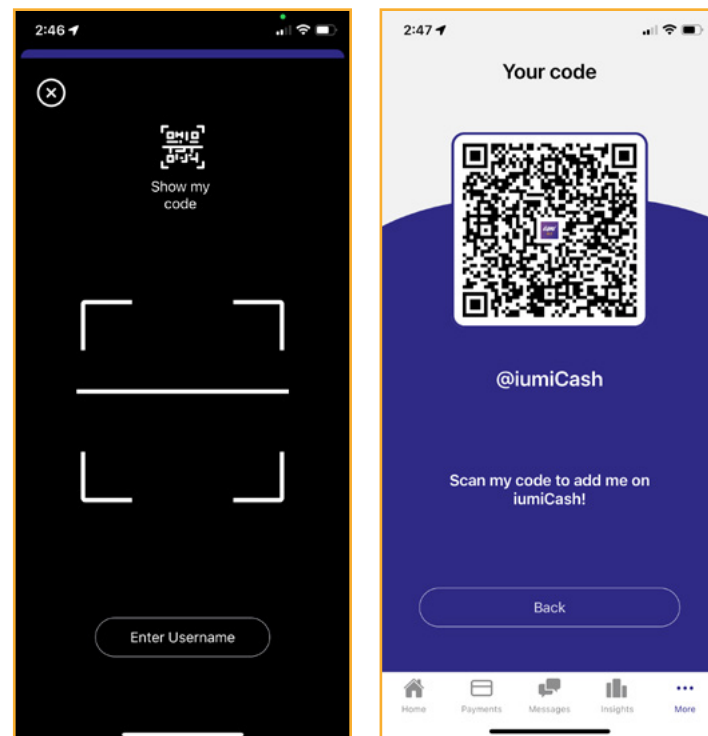
### TRANSACTION LIST

In the **Transactions** menu a **Transaction list** appears. Select a transaction to see more detail.

Use the search bar to find a particular transaction

**Pending Transactions** have an Orange hour glass indicator.

**Unread Transactions** have a Red Bell indicator.



## HAVE MORE QUESTIONS?

CONTACT OUR SUPPORT CENTRE FOR ASSISTANCE:

[samo@iumi.cash](mailto:samo@iumi.cash)

+685 716 7648

C/- IMEX SAMOA  
16 Wesley Arcade, Beach Road, Matafele  
APIA | SAMOA  
E: [samoa@iumi.cash](mailto:samoa@iumi.cash)